

TECHNICAL DATA SHEET

Revision date: 21.11.2023

GUARD TRUCK BED LINER TINTABLE

- Article number:** 37416
- Colour:** Base Coat or Mix-System
- Intended use:** Car refinishing Product/ Paint
- Product description:** Highly resistant 2K polyurethane-acrylic paint for a scratch-resistant, robust and tintable coating of truck bed surfaces (e.g. Pick-Up truck beds) and all heavy duty surfaces on commercial vehicles, off-road vehicles, camping cars, trailers, SUVs etc.
- Possible application areas:**
- bodies of SUVs and off-road vehicles
 - rims of SUVs and off-road vehicles
 - floors and storage areas in caravans
 - underbodies and chassis
 - bullbars, running boards, roof racks, spare wheel covers etc.
 - fender well
 - access ramps, decks of recovery vehicles and trailers
- General qualities:** Beside its very high wear resistance Guard Truck Bed Liner Tintable also provides an excellent mechanical and chemical resistance. The excellent vertical stability enables the user to apply extremely high-build coatings. Easy to use as 750 ml Guard Truck Bed Liner Tintable is pre-filled in a 1 litre can for underbody sealants. Just add 250 ml Chamäleon Hardener for Guard Truck Bed Liner, shake the can vigorously, add the colouring material (paint), shake the can vigorously again and apply the mixture using an underbody sealant spray gun.
- Properties:**
- high UV and weathering resistance
 - excellent shock and scratch resistance
 - high resistance to fuels and oils
 - excellent water resistance
 - provides noise reduction
 - short-term temperature exposure: 180 °C
 - permanent temperature exposure: 150 °C

Processing instructions:

Hardener: Hardener for Guard Truck Bed Liner

Mixing ratio: by volume lacquer: hardener 3 : 1 or

750 ml Guard Truck Bed Liner Tintable in 1,1 litre cans for underbody sealants + 250 ml Chamäleon Hardener for Guard Truck Bed Liner + approx. 2 minutes shaking

Pot life: 1 - 1,5 h with Hardener for Guard Truck Bed Liner at 20 °C

Mixing/ tinting procedure for applications with underbody sealant spray gun (UBS)

1. Shake the closed can with Chamäleon Guard Truck Bed Liner Tintable vigorously .
2. Open the can, add 250 ml hardener, close the can and shake vigorously for approx. 2 minutes.
3. Open the can, add 100 ml *undiluted* Base Coat and shake vigorously for approx. 2 minutes

Mixing/ tinting procedure for applications with gravity spray guns (complete set)

1. Shake the closed can with Chamäleon Guard Truck Bed Liner Tintable vigorously.
2. Pour 750 ml Guard in a mixing cup, add 250 ml hardener and mix thoroughly.
3. Add 100 ml Base Coat plus thinner and mix thoroughly.

Mixing/ tinting procedure for applications with gravity spray guns (smaller amounts)

1. Shake the closed can with Chamäleon Guard Truck Bed Liner Tintable vigorously .
2. Pour a small amount of Guard in a mixing cup, add the hardener in a mixing ratio of 3 : 1 by volume and mix thoroughly.
3. Add 10 % by (volume) of Base Coat plus thinner and mix thoroughly.

Now the mixture is ready for use!

Thinner: Chamäleon 2K Thinner

Spray viscosity:


Gravity



See application mode

UBS spray gun

undiluted

Application mode:

	Application mode	Nozzle (mm)	Dilution	How to apply a rough texture
	UBS-spray gun	-	-	<ol style="list-style-type: none"> 1. Apply a uniform coat with a pressure setting of 2 - 4 bar until full coverage is achieved. 2. Observe flash-off time of between 10 minutes and 1 h. 3. To achieve the desired texture reduce the pressure to 1 - 1,5 bar and increase the spray distance to approx. 45 - 60 cm.

	HVLP (low pressure)	1.6 - 2.5 mm	10 %	<ol style="list-style-type: none"> 1. Apply a uniform coat with a pressure setting of 2-4 bar until full coverage is achieved. 2. Observe flash-off time of between 10 min and 1 h. 3. To achieve the desired texture reduce the pressure to approx. 1 bar and increase the spray distance to approx. 40 - 50 cm.
	UBS-spray gun	-	-	<ol style="list-style-type: none"> 1. Apply a uniform coat with a pressure setting of 2- 4 bar until full coverage is achieved. 2. Observe flash-off time between of 10 min and 1 h. 3. To achieve the desired texture reduce the pressure to approx. 2 bar und increase the spray distance to approx. 45 - 60 cm.
	HVLP (low pressure)	1.6 - 2.5 mm	15 %	<ol style="list-style-type: none"> 1. Apply a uniform coat with a pressure setting of 2-4 bar until full coverage is achieved 2. Observe a flash-off time between of 10 min and 1 h. 3. To achieve the desired texture reduce the pressure to approx. 1,5 bar and increase the spray distance to approx. 45 - 60 cm.
	UBS-spray gun	-	-	<ol style="list-style-type: none"> 1. Apply a uniform coat with a pressure setting of 3 - 4 bar until full coverage is achieved. 2. Observe flash-off time of between 10 min and 1 h. 3. To achieve the desired texture, set the pressure to 3 - 4 bar and increase the spray distance to approx. 90 cm.
	HVLP (low pressure)	1.6 - 2.5 mm	20 %	<ol style="list-style-type: none"> 1. Apply a uniform coat with a pressure setting of 3-4 bar until full coverage is achieved. 2. Observe flash-off time of between 10 min and 1 h. 3. To achieve the desired texture increase the spray distance to approx. 60 cm.

Flash-off time	Between the coatings	Before the oven drying
	10 - 60 minutes	10 - 15 minutes

Spraying operations	DFT	Spreading rate
2 - 3	100 - 380 µm	3 m ² /l for 200 µm dry film thickness

Processing conditions:

Please only use in an adequately ventilated environment with an ample supply of fresh air. Processing temperature should be at least + 10 °C and max. air humidity should not exceed 80%.

Drying	Dust dry	Set to touch	Ready for assembly	Fully cured
Object temperature 20 °C	15 - 20 min	3 - 4 h	24 h	after 7 days
Object temperature 60 °C	-	30 min	1 - 2 h	

Substrate preparation:

steel: clean and sand slightly if necessary (remove all traces of rust and mill scale) and degrease with Chamäleon Silicone remover

zinc: clean with ammonia alkaline wetting agent.

aluminium: clean, sand slightly and decrease with Chamäleon Silicone remover.

wooden substrates: clean, sand slightly and free from dust.

GRP: clean, sand slightly and decrease with Chamäleon Silicone remover

sound, 2K-resistant old paintwork: clean, sand slightly and decrease with Chamäleon Silicone remover

Application Proposal

steel:

priming coat: suitable Chamäleon 1K and 2K primer and filler (e. g. Chamäleon 1K-Primer fast, Chamäleon Washprimer 2:1, Chamäleon primer 488, Chamäleon 2K Epoxy primer)

finishing coat: Chamäleon Guard Truck Bed Liner Tintable (coat thickness: 100 - 380 µm)

zinc and aluminium:

priming coat: suitable Chamäleon 1K and 2K primer and filler (e. g. Chamäleon Washprimer 2:1, Chamäleon primer 488, Chamäleon 2K Epoxy primer)

finishing coat: Chamäleon Guard Truck Bed Liner Tintable (coat thickness: 100 - 380 µm)

wooden substrates:

priming coat: Chamäleon 2K Epoxy primer

finishing coat: Chamäleon Guard Truck Bed Liner Tintable (coat thickness: 100 - 380 µm)



CHAMÄLEON GMBH / RUDOLF-DIESEL-STRASSE 8A / 69115 HEIDELBERG / GERMANY

CHAMÄLEON GMBH
RUDOLF-DIESEL-STRASSE 8A
69115 HEIDELBERG
GERMANY

FON 0049 (0) 6221 - 520 440
FAX 0049 (0) 6221 - 520 449
MAIL INFO@CHAMAELEON-PRODUKTION.DE
WEB WWW.CHAMAELEON-PRODUKTION.DE

GRP and sound 2K-resistant old paintworks:

finishing coat: Chamäleon Guard Truck Bed Liner Tintable (coat thickness: 100 - 380 µm)

or with priming coat, if irregularities must be levelled:

priming coat: Chamäleon Primer 488

Processing tips

Check colour before application.

To ensure that the desired structure is achieved, we recommend making a sample.

Texture and gloss affect the colour.

To achieve an uniform texture apply the second layer as drop coat.

Spray distance and spray pressure change the texture.

VOC regulation:

EU limit value: Category A/j 500 g/l - B/e 840 g/l

This product contains max. 500 g/l of VOC.

Storage: at least 3 years in unopened original container.

This release replaces all eventually earlier issued versions.

For additional information, not contained in this technical data sheet, please contact the supplier under:

e-mail: info@chamaeleon-produktion.de

For safety information, please refer to the corresponding Safety data sheet

STEUERNUMMER/TAX NR.: DE 231468544
EORI NR./CUSTOMS NR.: DE 6029442 / HRB 9778
GESCHÄFTSFÜHRER/CEO: SASCHA HAGEMANN

BANK HEIDELBERGER VOLKSBANK EG
IBAN DE78 6729 0000 0042 8627 03
BIC GENODE61HDI